
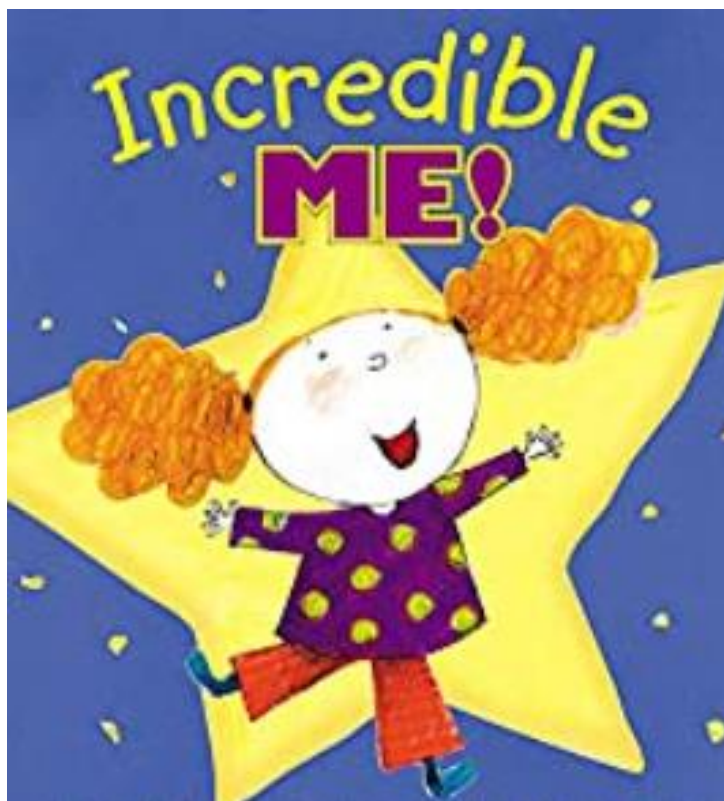



1A SUPPORT MATERIAL



Name: _____

Class: _____

Teacher: _____

The form is framed by a light green border. At the top, there are three cartoon heads of children: a girl with dark skin and a blue bow, a girl with blonde hair, and a boy with brown hair and glasses. At the bottom, there are three pairs of legs in various colors (black, blue, red).

INTRODUCTION – How to survive an English class

TOPIC 1 - School Supplies

A. Label the pictures below. Pick a word from the box. Use a dictionary or Google to help you.


pen	ruler	book	pencil	glue	color pencil	eraser
scissors	highlighter	notebook	pencil case	tape		



1. _____



2. _____



3. _____



4. _____



5. _____



6. _____




7. _____



8. _____




9. _____



10. _____



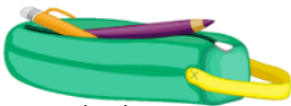
11. _____



12. _____

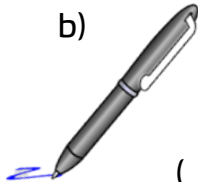
B. Listen to the chant "Look! What's this?" and number the school objects.

a)



()

b)



()

c)



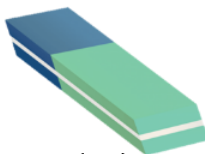
()

d)



()

e)



()

f)




()

Audio extracted from MAIDMENT, S., ROBERTS, L. Happy Street. Ed. Oxford, 2007.

C. Listen to Ted talking about his and his friend's school objects. Complete his speech with a word from the box, then write the boys' names in the correct place.

ruler pencil book notebook pen



My name is Ted. This is a picture of my classroom. This is my desk with my _____¹, my _____², and my ball.

This is my friend, Ben. This is his desk with his _____³, his notebook, and his pencil sharpener. This is my friend, Phil. And this is his desk with his _____⁴, his _____⁵, and his book.

Extracted and adapted from AMOS, E. et al. Project Ace. ed. Pearson, 2008.

D. Match the people to the objects.

Name	Objects

TOPIC 2: Classroom Language

A. Associate the expression/word to the picture.

- | | | | |
|-------------------|--------------------|-------------|-------------------|
| 1. Come in | 4. Close your book | 7. Repeat | 10. Stand up |
| 2. Sit down | 5. Read | 8. Write | 11. Go out |
| 3. Open your book | 6. Listen | 9. Be quiet | 12. Work in pairs |



a ()




b ()



c ()



d ()



e ()



f ()



g ()



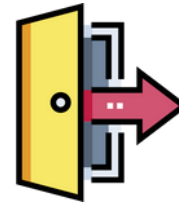
h ()



i ()



j ()



k ()



l ()

B. Put the words in order and make sentences.

1. go / restroom? / the / I / to / May _____
2. some / May / drink / I / water? _____
3. I / understand / don't _____
4. you / Can / please? / repeat, _____

C. Match the questions and answers.

- | | |
|---------------------------------------|--|
| 1. How do you say "livro" in English? | a. () "Livro" in English is book. |
| 2. What does book mean? | b. () No problem. Come in and sit down. |
| 3. Sorry I'm late. May I come in? | c. () "Livro" |

UNIT 1: How do you feel today?

A. Match the columns and learn how to greet people.

- | | |
|------------------------|-----------------------------------|
| 1. Hi/Hello | a. () Boa noite (ao se despedir) |
| 2. Good morning | b. () Prazer em conhecê-lo |
| 3. Good afternoon | c. () Tenha um bom dia |
| 4. Good evening | d. () Tchau/Adeus |
| 5. Good night | e. () Bom fim de semana |
| 6. Nice to meet you | f. () Boa noite (ao chegar) |
| 7. Bye/Goodbye | g. () Boa tarde |
| 8. Have a nice weekend | h. () Até logo |
| 9. See you later | i. () Oi/Olá |
| 10. Have a nice day | j. () Bom dia |

B. Look up the words below in the dictionary.

- | | |
|------------------|-----------------|
| 1. Happy _____ | 6. Tired _____ |
| 2. Fine _____ | 7. Sick _____ |
| 3. Hungry _____ | 8. Sleepy _____ |
| 4. In love _____ | 9. Angry _____ |
| 5. Thirsty _____ | 10. Sad _____ |

C. Label the pictures. Use the words in activity B.



1.

2.

3.

4.

5.



6.

7.

8.

9.

10.

D. Read and understand the dialogue.

Students: Good morning!

Teacher: Good morning, everyone.

Students: How are you?

Teacher: Fine, thanks. How are you?

Students: Great!

Teacher: Come in, please.

Kate: Nice to meet you. My name is Kate.

Teacher: Nice to meet you, too.


Boy: Sit down, please.

Kate: Thank you.

E. Now, listen to/watch the video then practice the conversation with a peer.

<https://www.youtube.com/watch?v=xb3za6PAXQE>

F. Extract from the dialogue the question we ask when we want to know how a person is feeling:



G. Go around the classroom and ask your partners how they are feeling, then report it to the class.



Suggestion for the teacher:

Check out Google Drive for more resources.

UNIT 2 - What's in a name?

A. What's your name? Who chose it? Do you know what it means? If not, google it and then report it to the class.

B. Listen to/watch the video and learn how to pronounce the letters of the alphabet.

<https://www.youtube.com/watch?v=iSKcUJOF-Dw>

Alphabet Pronunciation				
A	B	C	D	E
[eɪ]	[bi:]	[si:]	[di:]	[i:]
F	G	H	I	J
[ef]	[dʒi:]	[eɪtʃ]	[aɪ]	[dʒeɪ]
K	L	M	N	O
[keɪ]	[el]	[em]	[en]	[əʊ]
P	Q	R	S	T
[pi:]	[kju:]	[ɑ:]	[es]	[ti:]
U	V	W		
[ju:]	[vi:]	[ˈdʌbəlju:]		
X	Y	Z		
[eks]	[waɪ]	[zed/zi:]		

EnglishClub.com

C. Read and practice.

Sue: What's your name, Sir?

Erick: Erick Ross.

Sue: Russ?

Erick: No, Ross.

Sue: Can you spell that, please?

Erick: R-O-S-S.

Sue: Oh, sorry. Thank you.



My full name is Julia Santos Oliveira.

My first name is Julia.

My middle name is Santos.

My last name is Oliveira.

My nickname is Juju.

D. Look at the ID cards, then complete the chart below.


1



3



2



	FIRST NAME	MIDDLE NAME	LAST NAME
1.			Silva
2.	John		
3.		Souza	

What's your first name?
 What's your middle name?
 What's your last name?
 What's your nickname?

My first name is...
 My middle name is...
 My last name is...
 My nickname is...



UNIT 3 – My Life Numbers

A. Write the numbers from 1 to 10.

1

2

3

4

5

6

7

8

9

10

How do you say
"zero" in English?



It's easy! You
say zero or oh!



B. Read Jennifer and Tyler's conversation. Practice it with a partner.

Jen: Hi!

Tyler: Hello! What's your name?

Jen: My name is Jennifer Smith, but call me Jen, that's my nickname.

Tyler: Ok, Jen. I'm Tyler Rivera.

Jen: How do you spell your last name?

Tyler: R-I-V-E-R-A. It's a Spanish name.

Jen: Cool! How are you today, Tyler?

Tyler: I'm tired. And you?

Jen: I'm tired too and I have a math test tomorrow. I have to study.

Tyler: Let's study together!

Jen: That's a great idea! Let's meet after class.

Tyler: Ok. What's your phone number?

Jen: It's 3356 4490.

Tyler: Great! See you later.

C. Listen to the conversation and write the phone numbers you hear.

Name	Phone Number
David Medina	
Sarah Connor	
Steven Carson	
Nicole Johnson	

D. Write the numbers from 11 to 20.

11 12 13 14 15

16 17 18 19 20




E. Complete the information about yourself, then Interview 5 friends and complete the chart below. Use the questions provided by your teacher.

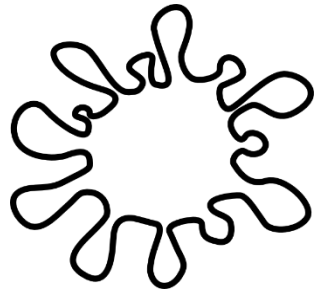
First name	Last name	Feeling	Age	Phone number
You:				

Unit 4 – Color my World


A. Listen to the words spelling, write them down, then color the pictures.




1. _____




2. _____




3. _____




4. _____




5. _____




6. _____




7. _____



8. _____



9. _____



10. _____

B. Listen to the song and fill in the blanks with the colors you hear.

What _____¹?

What colors do you like? What colors do you like?

I like _____² sky

I like _____³ grass

I like _____⁴ butterflies, if you should ask

I like _____⁵ daisies, _____⁶ daisies too

_____⁷ and _____⁸ sunsets, watching them with you

I like _____⁹ - snowy white

The _____¹⁰ of the night

I like the _____¹¹ of the earth in the ground

What colors?

What colors do you like? What colors do you like?

I like _____¹² - blueberry pie

_____¹³ cabbage and broccoli

I like _____¹⁴ corn

_____¹⁵ carrots too

_____¹⁶ mashed potato

And a _____¹⁷ gravy stew

I like _____¹⁸ strawberries

_____¹⁹ grapes

And I like _____²⁰ grapefruit

What color?

What colors do you like? What colors do you like?

C. What's your favorite color?

My favorite color is _____.



Unit 5 – My Place in this World

A. With your teacher's help, complete the chart below and learn the difference between COUNTRY and NATIONALITY.

COUNTRY	NATIONALITY
Japan	
France	
	South African
Canada	
Australia	
	Italian
Germany	
	Mexican
Scotland	
	Spanish
The USA	
India	
	English
	Argentinian

B. Listen to Dave and Hannah talking about the place they're from and complete the sentences.

1. Dave is from _____. He is _____.
2. Hannah is from _____. She is _____.

C. Listen again and extract from the dialogue the question we ask when we want to know where a person is from originally.



D. Look at the pictures and complete their lines with the correct country or nationality.



I'm from the United States.

I'm _____¹.



I'm from _____².

I'm Canadian.



I'm from Argentina.

I'm _____³.



I'm from Mexico.

I'm _____⁴.



I'm from _____⁵.

I'm French.



I'm from _____⁶.

I'm _____.



I'm from Italy.

I'm _____⁷.



I'm from _____⁸.

I'm Japanese.



I'm from South Africa.

I'm _____⁹.



I'm from Spain.

I'm _____¹⁰.



I'm from _____¹¹.

I'm _____¹².

VOCABULARY – Our planet Earth



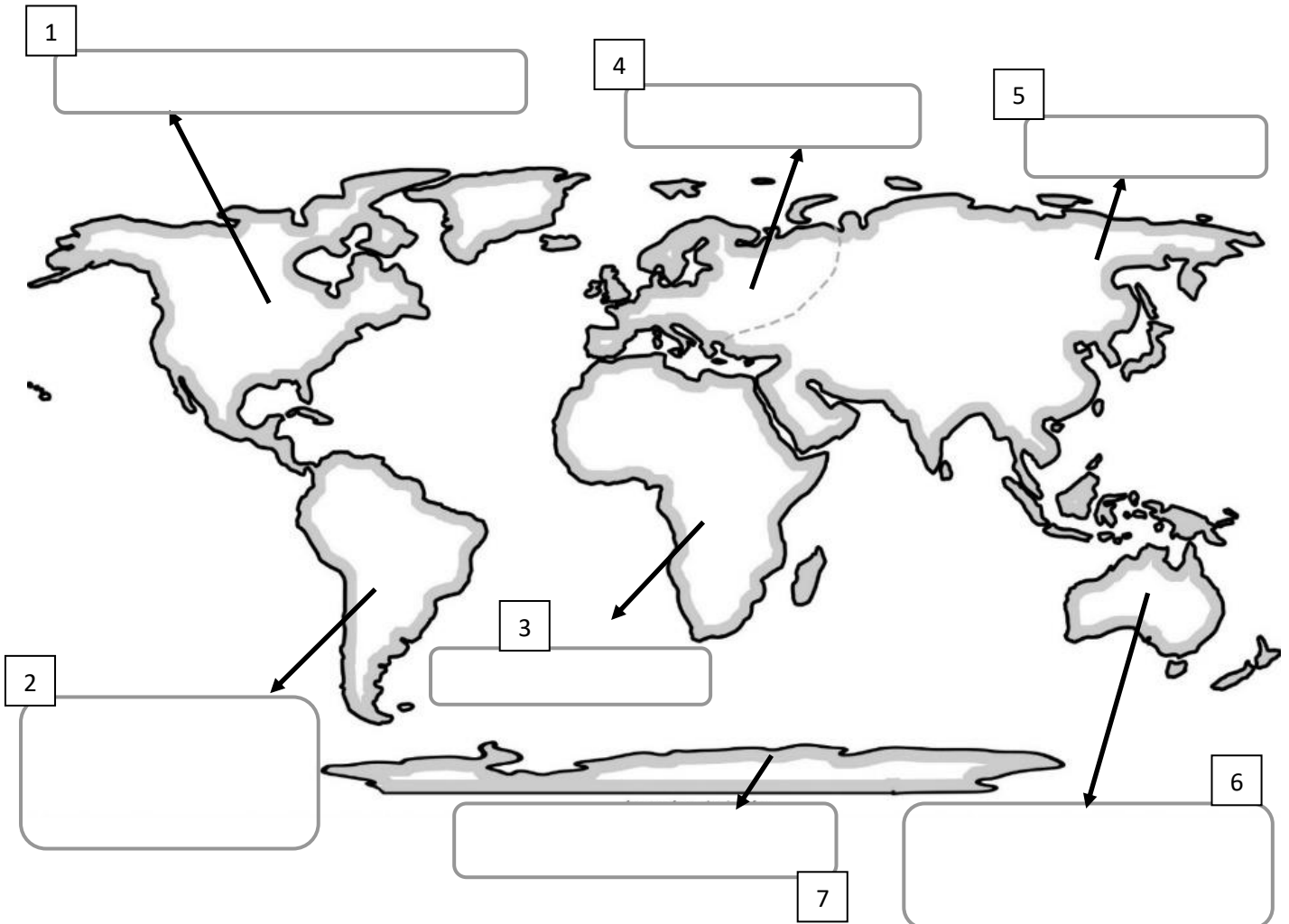
- Continents:
- | | |
|------------------|----------------------|
| 1. North America | 5. Africa |
| 2. South America | 6. Oceania/Australia |
| 3. Europe | 7. Antarctica |
| 4. Asia | |

A. Watch the video and do what is asked.

<https://www.youtube.com/watch?v=dk8zDjQTOaE&t=17s>

I. Write the names of the continents in the write place on the map.

II. Color the countries on the map according to what you see in the video.



B. And you? Where are you from?

I'm from _____.

I'm _____.

_____ is located in _____.

I speak _____.

Unit 6 – Festivals and Holidays

A. Unscramble the words. What do they have in common?

CRHAM		JNUE	
CEMDBREE		PLARI	
LYJU		ABUYREFR	
AARJYUN		UUAGST	
PTSBEEMRE		YMA	
BNREEMOV		OCBRETO	

B. Now, write the months of the year in the correct order.

- | | |
|----------|-----------|
| 1. _____ | 7. _____ |
| 2. _____ | 8. _____ |
| 3. _____ | 9. _____ |
| 4. _____ | 10. _____ |
| 5. _____ | 11. _____ |
| 6. _____ | 12. _____ |

C. Match the holidays / festivals to the correct picture.

1. Thanksgiving Day 2. School begins 3. St. Patrick's Day 4. Independence Day
 5. Birthday 6. April Fool's Day 7. Halloween 8. Christmas
 9. New Year's Day 10. Mother's Day 11. Valentine's Day 12. Father's Day



D. Watch the video and match the columns.

- | | |
|--------------|--------------------------|
| 1. January | a. () School begins |
| 2. February | b. () St. Patrick's Day |
| 3. March | c. () Mother's Day |
| 4. April | e. () Christmas |
| 5. May | f. () New Year's Day |
| 6. June | g. () Independence Day |
| 7. July | h. () April Fool's Day |
| 8. August | i. () Father's Day |
| 9. September | j. () Valentine's Day |
| 10. October | k. () Thanksgiving Day |
| 11. November | l. () Birthday |
| 12. December | m. () Halloween |

E. Listen to the conversations. Complete the sentences with Derrel or Kimberly.

1. _____'s first day of school is in September.
2. _____'s birthday is in December.
3. _____ is always happy in September.
4. _____'s best friend's birthday is in September.
5. _____'s last day of school is in December.
6. _____'s favorite month is December.

F. Answer the questions:

1. When is your birthday? My birthday is in _____.
2. What's your favorite month? Why? My favorite month is _____
because _____

SUGGESTIONS:

It's my birthday.
I can sleep late.
I'm on vacation.

I don't have to go to school.
I can watch my favorite TV series (binge watch)
I wake up late.

Unit 7 – Mondays are great!

A. Match the adjectives to their meanings.
Use a dictionary to help you.

- | | |
|--------------|--------------------------|
| 1. Perfect | a. () Legal |
| 2. Relaxing | b. () Triste |
| 3. Stressful | c. () Terrível |
| 4. Happy | d. () Perfeito |
| 5. Boring | e. () Calmo |
| 6. Exciting | f. () Feliz |
| 7. Hard | g. () Relaxante |
| 8. Calm | h. () Animado |
| 9. Busy | i. () Difícil |
| 10. Sad | j. () Ocupado, cheio |
| 11. Cool | k. () Chato, entediante |
| 12. Terrible | l. () Estressante |

B. Put the adjectives in activity A under the correct category.

POSITIVE	NEGATIVE

C. Unscramble the words then put the days of the week in the correct order.

- | | |
|-----------------|----------|
| DUYTAHRS _____ | 1. _____ |
| NMDYOA _____ | 2. _____ |
| DRYIFA _____ | 3. _____ |
| UADYSN _____ | 4. _____ |
| RSTAAUDY _____ | 5. _____ |
| YEATUDS _____ | 6. _____ |
| DDEEWYASN _____ | 7. _____ |

D. Complete the sentences using a day of the week then share it with a partner.

1. Tomorrow is _____.
2. The day before Monday is _____.
3. The day after tomorrow is _____.
4. The day after Friday is _____.
5. The day before Tuesday is _____.
6. The day after Saturday is _____.
7. The day before Thursday is _____.
8. The day after Wednesday is _____.
9. The day before Saturday is _____.
10. _____ and _____ form the weekend.

E. Listen to the song and circle the word you hear.

Where there's a will, there's a way, kind of **beautiful/stressful**¹
And every night has its day so **terrible/magical**²
And if there's **love/friends**³ in this life, there's no obstacle
That can't be defeated
For every tyrant a tear for the vulnerable
In every lost soul the bones of a miracle
For every dreamer a dream we're unstoppable
With something to believe in

(Chorus)

Wednesday/Monday⁴ left me broken
Tuesday/Friday⁵ I was through with hoping
Sunday/Wednesday⁶ my empty arms were **open/close**⁷
Monday/Thursday⁸ waiting for love, waiting for love
Thank the stars it's **Saturday/Friday**⁹
I'm burning like a fire gone wild on **Saturday/Sunday**¹⁰
Guess I won't be coming to church on **Wednesday/Sunday**¹¹
I'll be waiting for love, waiting for **love/life**¹²
To come around



F. According to the lyrics:

- | | |
|--------------------|----------------------------------|
| 1. On Monday... | a. () He's waiting for love. |
| 2. On Tuesday... | b. () He's thankful. |
| 3. On Wednesday... | c. () He's very tired. |
| 4. On Thursday... | d. () He's not going to church. |
| 5. On Friday... | e. () He's done with hoping. |
| 6. On Saturday... | f. () He's gone wild. |
| 7. On Sunday... | g. () His empty arms are open. |

G. What is your week like? Complete with an adjective from activity A.

Mondays are _____

Tuesdays are _____

Wednesdays are _____

Thursdays are _____

Fridays are _____

Saturdays are _____

Sundays are _____

H. Share your ideas with a partner then with the whole group.

I. What's your favorite day of the week? Why?

My favorite day of the week is _____ because _____.

SUGGESTIONS:

Because I go to church.

I come to CILC.

I watch movies/series.

I play games.

I (don't) go to school.

I visit my family.

I eat pizza/sushi/French fries

I can wake up late.



Unit 8 – Everybody is Different

A. Look up the words below in the dictionary and write their meaning.

1. curly		11. chubby	
2. wavy		12. skinny	
3. long		13. hair	
4. short		14. eyes	
5. spiky		15. fringe	
6. shy		16. glasses	
7. blonde		17. freckles	
8. tall		18. funny	
9. strong		19. talkative	
10. braces		20. curious	


B. Search for the words from activity A in the word search below.

blonde	hair
braces	long
chubby	short
curious	shy
curly	skinny
eyes	spiky
freckles	strong
fringe	talkative
funny	tall
glasses	wavy

O G L A S S E S I I N U A B W D G M
 B I S T R O N G D V H G L D B H O L
 L C L I E E N R S A E A T A L L H O
 O H F H I C U R I O U S E E S S O N
 N U I B U R E R S E A S S S S E O G
 D B F R I N G E D I Y U L T P H A U
 E B L A R T W A V Y T N A D I E Y N
 Y Y R C F R E C K L E S S E K T A U
 E A Y E W B Y E N F U N N Y Y H T E
 R H A S R N C W W G E N N E S N S C
 O S H O R T T A L K A T I V E P I U
 Y C H S T I T E Y E S K I N N Y H N

C. Listen to your teacher and complete the sentences below.


1



My hair is _____, _____ and _____.


My eyes are _____ and _____.


2




My hair is _____, _____ and _____.

My eyes are _____ and _____.

3  My hair is _____, _____ and _____.
My eyes are _____ and _____.

4  My hair is _____, _____ and _____.
My eyes are _____ and _____.

5  My hair is _____, _____ and _____.
My eyes are _____ and _____.

6  I have _____ skin.

10  I have a _____.

7  I have _____ skin.


11  I have _____.


8  I wear _____.


9  I wear _____.


D. What's the difference between IS and ARE?


E. Label the pictures. Use an adjective from activity A.


1  _____

2  _____

3  _____

4  _____

5  _____

6  _____

F. Listen to the song and fill in the blanks with a word from the box.

skinny	freckles	glasses	short	strong	
chubby	curly	long	blonde	braces	spiky

Everybody is Different

_____ ¹ hair, wavy or _____ ²,

Straight or _____ ³, brown or _____ ⁴

Tall or _____ ⁵. _____ ⁶ or weak, _____ ⁷ or _____ ⁸, That is me!

Everybody's different, And that's ok.

Everybody's different. Hooray!

Fringe or _____ ⁹ chubby cheeks, _____ ¹⁰, _____ ¹¹, Look good on me!

Dark or brown, lightly tanned, fair skin is what I've got!

Everybody's different! And that's ok.

Everybody's different. Hooray!

G. Read and understand the information below.



My hair is short, curly and brown. My eyes are big and brown. I have dark skin. I am shy, skinny and short.

My hair is long, straight and black. My eyes are big and black. I have light skin. I wear glasses and braces. I have freckles and a fringe. I am chubby, funny and talkative.




H. And you? What are you like?

PROGRESS CHECK

A. Read and understand the text. Fill in the gaps with a word from the box.

twelve	student	hair	name	big	friends	number
happy	curly	nickname	best	color	Scotland	talkative



Hello, everyone. How are you? I am really _____¹ today because it's my first English class. My _____² is Elizabeth Clark, but you can call me Lizzie because that's my _____³. I am _____⁴ years old and I am from _____⁵. My telephone _____⁶ is 555 4780 and my favorite _____⁷ is pink. I love pink! I am a _____⁸ at Ames High School. I have many _____⁹ there. My _____¹⁰ friend is Mel. My _____¹¹ is black, _____¹² and short. My eyes are _____¹³ and brown. I'm funny and _____¹⁴.

B. Let's play a T (true) or F (false) game? Read the text again if necessary.

1. () Lizzie is my nickname.
2. () I am 20 years old.
3. () My first name is Elizabeth.
4. () I'm Scottish.
5. () My favorite color is red.
6. () I am a student.
7. () My hair is blonde and curly.
8. () Mel is my best friend.
9. () My eyes are big and blue.

C. Look at the text in activity A and write a similar one ABOUT YOU.

IMAGES REFERENCES

https://br.freepik.com/vetores-premium/grupo-criancas-falando_3501492.htm
<https://www.englishclub.com/pronunciation/alphabet.htm>
<https://www.shutterstock.com/pt/image-vector/driver-license-female-photo-identification-id-1227173185>
<https://www.wvblawyers.com.au/2019/11/28/appeal-licence-suspension-in-victoria-but-i-need-to-keep-my-licence/>
<https://pt.dreamstime.com/illustration/excitador.html>
https://www.123rf.com/clipart-vector/two_men_talking.html
[istockphoto.com/br/search/2/image?mediatype=illustration&phrase=two+boys+talking](https://www.istockphoto.com/br/search/2/image?mediatype=illustration&phrase=two+boys+talking)
https://www.123rf.com/clipart-vector/canada_people.html
<https://www.istockphoto.com/br/vetor/ilustra%C3%A7%C3%A3o-de-menino-e-menina-em-traje-japon%C3%AAs-gm525211652-92349967>
<https://www.istockphoto.com/br/search/2/image?mediatype=illustration&phrase=patriots+parade>
https://www.123rf.com/clipart-vector/argentina_child.html
<https://www.istockphoto.com/br/search/2/image?mediatype=illustration&phrase=india+boy>
https://br.freepik.com/vetores-premium/caricatura-de-mexicano-homem-violao-jogo-e-cantando_4396798.htm
<https://www.vecteezy.com/free-vector/french-boy>
<https://www.istockphoto.com/br/search/2/image?mediatype=illustration&phrase=italian+soccer+boy>
<https://www.istockphoto.com/br/vetor/menino-e-menina-segurando-a-bandeira-de-espanha-gm937510728-256433150>
<https://www.canstockphoto.com/south-african-boy-standing-straight-30307623.html>
<https://drawing-of.eu/world-map-for-printing/>
<https://www.tasmeemme.com/en/store-items/young-woman-with-long-brown-hair-blowing-in-the-wind-hairstyles-beauty?item=1053424142>
<https://www.istockphoto.com/br/search/2/image?mediatype=illustration&phrase=curly+hair>
<https://www.gograph.com/vector-clip-art/curly-hair.html>
<https://vecta.io/symbols/68/avatars/13/boy-punk>
<https://clipart.me/free-vector/short-hair>
<https://www.vecteezy.com/vector-art/300703-a-curly-hair-brunette-girl-character>
<https://www.freepik.com/vectors/curly-hair-kid/9>
<https://br.pinterest.com/pin/576601558539042507/>
<https://creazilla.com/nodes/36853-glasses-boy-has-an-idea-clipart>
<https://stock.adobe.com/pt/search?k=cartoon%20freckles>
<https://www.clipartlogo.com/istock/blonde-woman-with-short-hair-1653140.html>
https://classroomclipart.com/clipart-view/Clipart/Sports/Weightlifting_Clipart/strong-man-working-out-with-weights_jpg.htm
https://br.123rf.com/photo_46286294_homem-alto-e-curto-da-ilustra%C3%A7%C3%A3o-da-menina.html
https://br.123rf.com/photo_46286294_homem-alto-e-curto-da-ilustra%C3%A7%C3%A3o-da-menina.html
[pngitem.com/middle/TRhbho_girl-png-image-fat-and-thin-clip-art/](https://www.pngitem.com/middle/TRhbho_girl-png-image-fat-and-thin-clip-art/)
https://br.pinterest.com/dj_calderwood/chubby-hispanic-girl/
<https://www.pngall.com/glue-png>
<http://apictures.club/play-tennis-clipart>
<https://www.vecteezy.com/free-vector/boy-play-football>
<https://stock.adobe.com/search?k=swimmer+clipart>
<https://clipart.world/guitar-clipart/boy-with-his-guitar/>
<https://www.istockphoto.com/br/search/2/image?mediatype=illustration&phrase=boy+playing+chess>
<https://creazilla.com/nodes/14327-boy-is-riding-his-bicycle-clipart>
<https://creazilla.com/nodes/36025-girl-is-drawing-clipart>
<https://www.pngkey.com/maxpic/u2t4o0t4y3i1w7w7/>
<https://www.freepik.com/vectors/running-clipart>
<https://www.shutterstock.com/pt/search/music-notes?page=2>
<https://www.shutterstock.com/pt/search/days-of-the-week-for-kids>
<https://www.gorodche.ru/go/http://apictures.club/person-with-name-tag-clipart>